

# How to Access the CHAM

To get started you will need internet access. The eCHAM is our internet version of the CHAM and the link to get there is: <https://access.echam.org>  
(Save the website by clicking the star to add to your favorites)



This will bring you to the log in page, it looks like this:



Your username: USERS GET THIS BY REQUESTING AN ACCOUNT FROM [www.akchap.org](http://www.akchap.org) > CHAM > Order Form  
Your password (default): echam1

You can reset your password by clicking the “Reset Password” link underneath the login area. When updates are done to the eCHAM a new version is released, to see a copy of the release notes you can click the other link “Release Notes”.

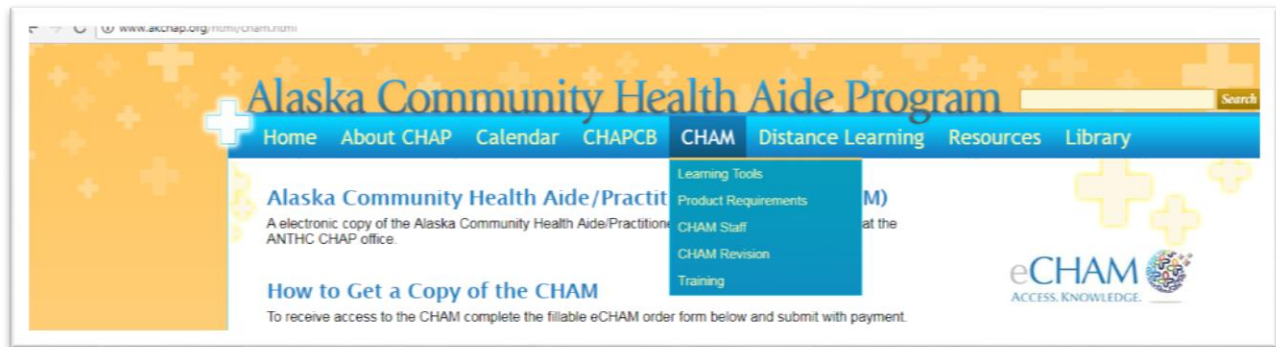
After you login you will see what looks like the inside cover of the book, we refer to this as the Launch page.



You may also be interested in downloading the iCHAM onto your mobile device. It is called the iCHAM to reflect its use with Apple Products.  
It was designed to be downloaded to an iPad and after downloaded if you disconnect from the WiFi you can still access your iCHAM.

# How to Access the CHAM

Resource information can be found at [www.akchap.org](http://www.akchap.org)



## iCHAM

See instructions for access below.

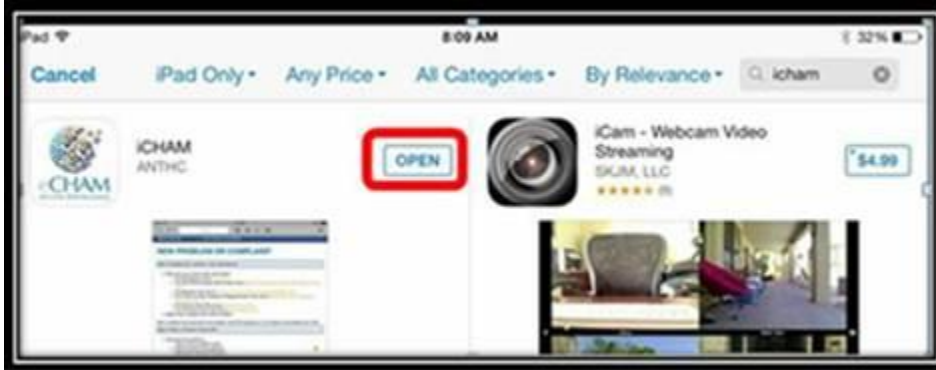


# How to Access the CHAM

In the search option you can type any of the following terms:

iCHAM/eCHAM/ ANTHC

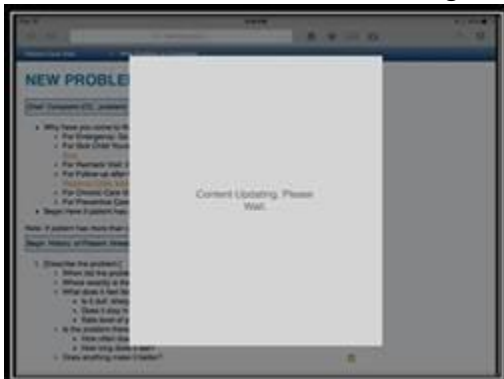
You will see a number of different apps populate. Select the iCHAM by ANTHC.



After you select the iCHAM, it will start to download to your iPad and will appear grayed out on your home screen. Your login credentials for the iCHAM app **are the same** as for the eCHAM website.



Once the content from the iCHAM begins to update in your app you will see a notification like this:



# How to Access the CHAM

The app will provide a notification when the download is complete. The app will be ready to use at that time!

## The ePub:

- 1) For your iPad or other e-Reader:
  - a) Connect to WiFi
  - b) Go to App Store, search iBooks, download to your iPad for Free
  - c) Type address into Safari Browser:  
<https://access.echam.org/exist/rest/anthc/downloads/eCHAM.epub>
  - d) Enter eCHAM Username and Password when prompted.
  - e) On iPad, will automatically load to your iBooks.
- 2) For your Kindle or Kindle for PC:
  - a) <https://access.echam.org/exist/rest/anthc/downloads/eCHAM.mobi>
  - b) Enter eCHAM Username and Password when prompted.
  - c) The eCHAM eBook will show up in your Kindle Downloads.

(Note: If you have a version already downloaded, it must be deleted to access new content)

## Electronic PDF

The electronic PDF and Printable Patient Education documents. Click [here](#).

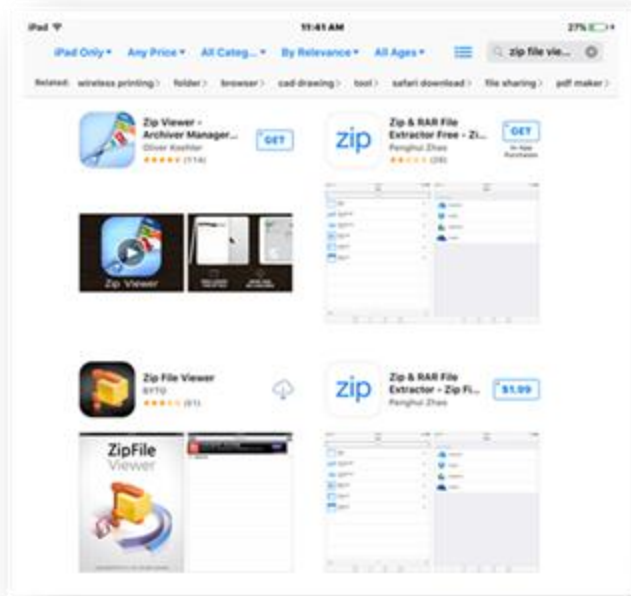


When prompted for username and password use your CHAM credentials, then you can save these documents to your desktop computer or mobile device.

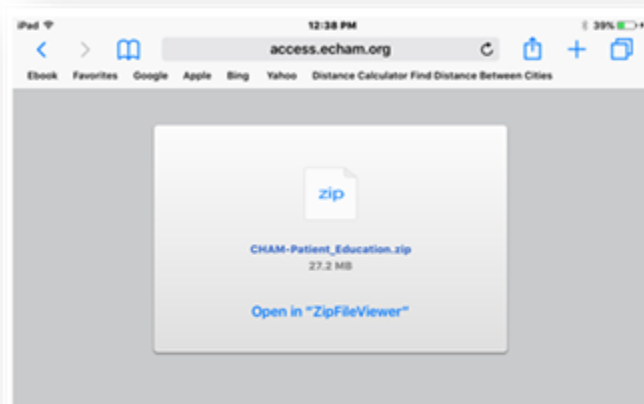
**If you will be downloading the PDF to an iPad**, you must have a zip file viewer downloaded to open the link.

A selection can be found in the app store by searching “zip file viewer”

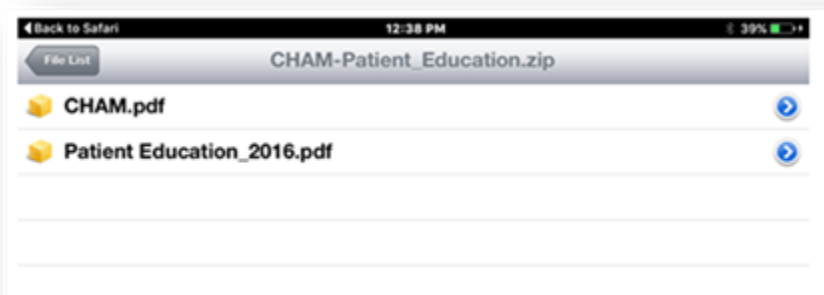
# How to Access the CHAM



It will open up to this screen on the iPad.



Displays like this in the viewer.



YouTube videos can be found here for the [website](#) and here for the [iPad](#).